

DUSK.COM


LIVING | BEDROOM | DINING

Range Name: JEMIMA

Box Dimensions: W109XD88XH64(cm)

Product Dimensions: W106XD84.5XH68(cm)

Jemima Accent Chair



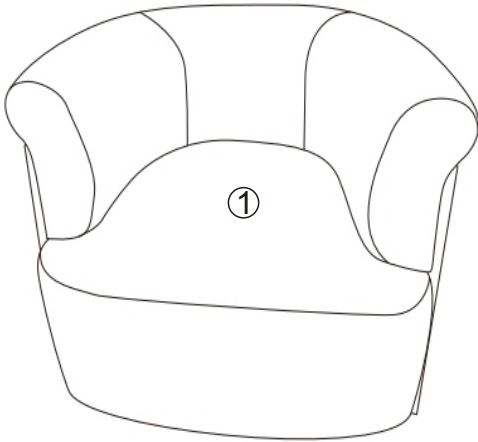
P-1-4

V-1.0

Parts checklist

Please check you have all the parts listed below with your product.



Do not discard any of the packaging until you have checked that you have all the parts and the pack of fixings



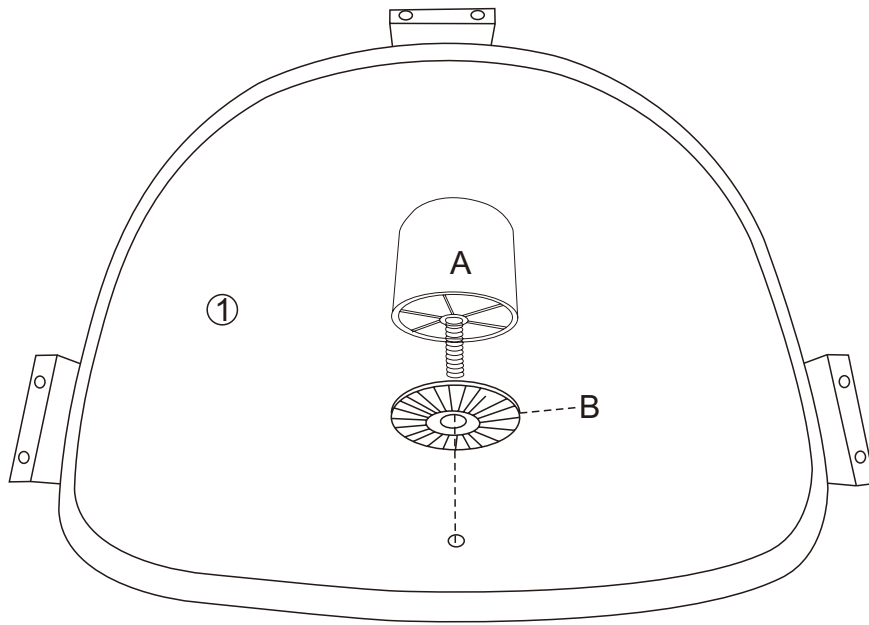
NO.	Parts List	QTY
1	Seat Cushion	1PC

Fittings


Please check you have all the fittings listed below with your product.

A	B
	
Leg*H5CM	Gasket \varnothing 4.7* \varnothing 1
1PC	1PC

Step1: Fasten the legs and the plastic washers to the bottom of the sofa



Step4: Finished



P-3-4
V-1.0

Care and Maintenance

Help and Support

Please contact our customer service team on 0113 519 0311 if you have any questions or issues with your purchase.

Recycling

Please ensure that packaging is disposed of in a safe and environmentally friendly way, and recycle where possible. Please keep your assembly instructions safe to refer back to in the future

Here are some good tips to keep your new ottoman in tip-top condition.

Cleaning:

To clean your new ottoman, we advise using a damp cloth if the fabric is dusty or a low suction vacuum. Do not use abrasive chemicals or bleach as this may damage the product.

Checking and moving:

Periodically, we recommend you check that the screws and fixtures haven't become loose over time. To move your ottoman, we recommend lifting it where possible, as dragging or pushing it could cause damage to the legs or flooring.

Fabric:

Please note, depending on the lighting, positioning and surroundings of your room, the shade of the fabric will appear differently. Over a period of time, the fabric may also lighten or fade slightly due to light exposure.