

# DUSK.COM

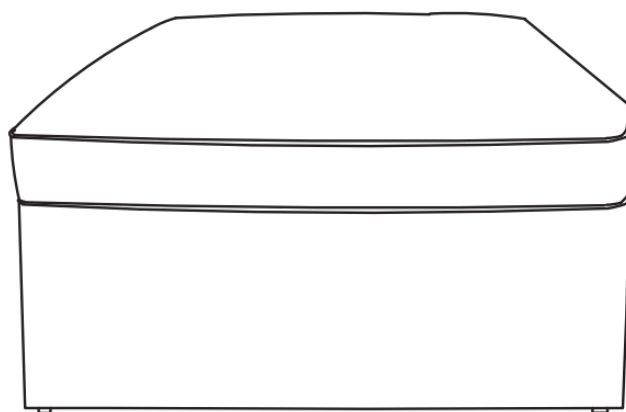
LIVING | BEDROOM | DINING

Range Name: Soho

Box dimension: W86 x D70 x H48 (cm)

Product dimension: W84 x D68 x H46 (cm)

## Soho Storage Pouffe



THIS INSTRUCTION BOOKLET CONTAINS IMPORTANT SAFETY INFORMATION.  
PLEASE READ AND KEEP FOR FUTURE REFERENCE.



15 minutes approx  
assembly time



Adult Assembly  
Required

This product is intended for domestic use only, not for commercial purposes

P-1-3  
V-2.0

# **Important**

## **Assembly Tip**

Before you begin, it's best to identify all of the parts and fittings to build your sofa frame. We advise laying these out on the floor to check you have everything, and to familiarise yourself with all of the parts and fittings before building.

## **Top Tip**

We recommend that you assemble the sofa in the room you'd like it to be located. This will help prevent any risk of damage to the frame whilst moving it.

## **Safety and Care**

It's important to ensure children and animals are kept away from the assembly area, as there are small components used in this product which could present a choking hazard. All plastic and wrapping materials should also be kept away from children and animals to prevent any risk of suffocation.

## **Help and Support**

Please contact our customer service team on 0113 519 0311 if you have any questions or issues with your purchase.

## **Recycling**

Please ensure that packaging is disposed of in a safe and environmentally friendly way, and recycle where possible. Please keep your assembly instructions safe to refer back to in the future.

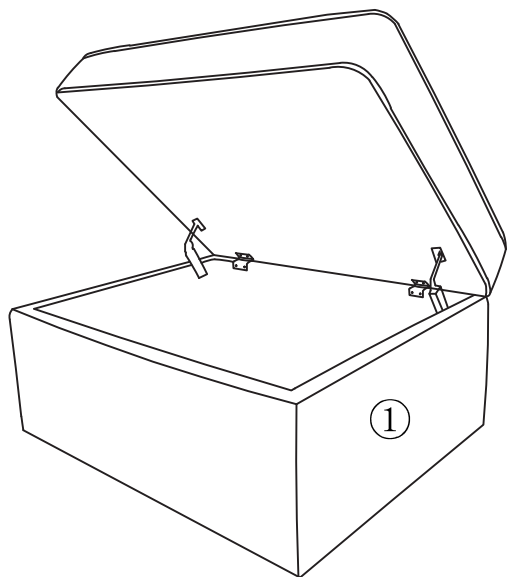
## **Care and Maintenance**

1. Clean with your vacuum curtain attachment (the one with a lint-catching fabric strip) or a lint roller to stop dust build up. Do this regularly to keep the sofa in its best condition.
2. Regularly plump the backrest pillows by shaking and squeezing to even out the filling.
3. Try to keep your sofa away from direct sunlight, and not too close to heat sources, as this can cause fading over time. Do not allow the sofa to make direct contact with any radiators or sources of heat.
4. Wipe up the spillages as quickly as possible by gently dabbing or blotting with a dry cloth until the mark fades away. Some tougher spills, such as oil and grease, can be more persistent and leave a stain. In this case, it's best to contact a specialist cleaning service.
5. Do not drag the sofa. When moving, lift the sofa off the floor.
6. Keep children and pets away from the assembly area and any packaging, small parts could choke if swallowed.
7. Do not jump on the sofa.
8. Only use the sofa on a flat and level surface.
9. Avoid sharp items such as toys, jean rivets, buckles etc from coming in contact with the fabric as these can easily snag, tear or pull the fabric.

# Parts checklist

Please check you have all the parts listed below with your product.



Do not discard any of the packaging until you have checked that you have all the parts and the pack of fixings



NO.	Parts List	QTY
1	Frame	1PC

## Fittings

Please check you have all the fittings listed below with your product.

<b>A</b> 	<b>B</b> 
Leg	Hinge
pre-assembled	pre-assembled