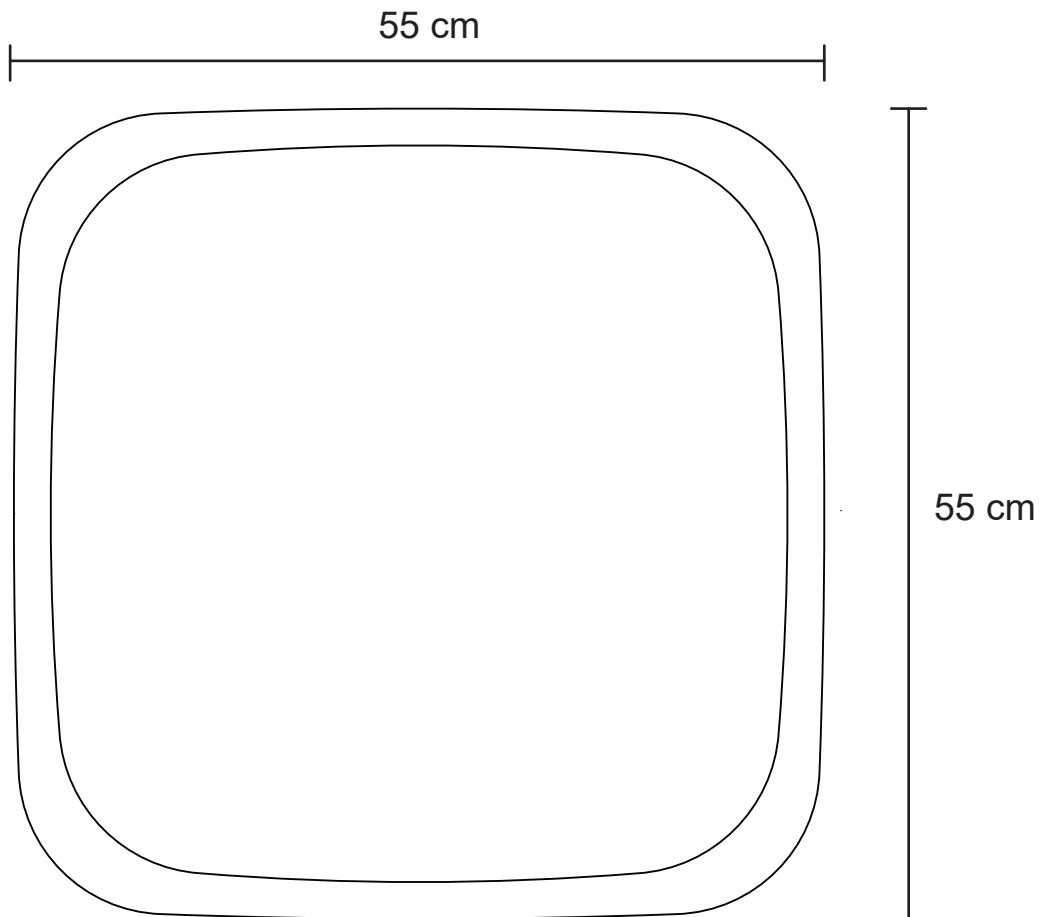


## Ernie Retro Square Wood Mirror



Up to 10 minutes  
assembly time

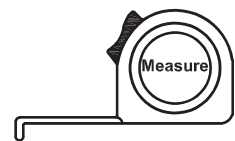
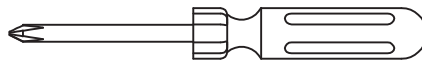


One person  
assembly

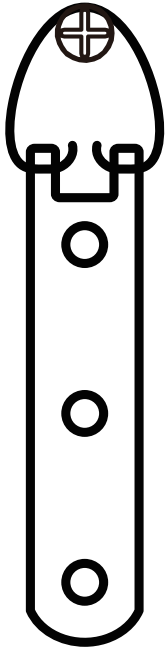
FLOOR AREA  
2.0M X2.0M



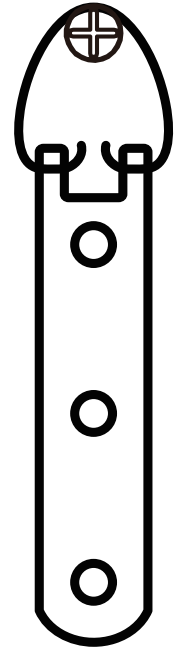
REQUIRED ASSEMBLY SPACE



REQUIRED ASSEMBLY TOOLS    Screws not included



Measure the distance of the hangers and put the screws in the wall.



**NOTE:** Pay attention on the gas, water pipe and electric wire in the wall. Rawl plugs for brickwork and plaster board, no need for wood board.

## CARE INFORMATION

- This item is not suitable for damp conditions - such as a bathroom , unless it has been sold within our Bathroom range online or instore , or states ' indoor / outdoor '
- For mirrors & frames wipe clean with a damp cloth , for canvases and wall art use a dry cloth or duster
- Check your item periodically to ensure no fittings or fixtures have loosened or require attention

## HELP AND SUPPORT

Please contact our customer service team on 0113 519 0311 if you have any questions or issues with your purchase.